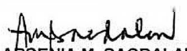



**STATEMENT OF APPROVED BUDGET, UTILIZATION, DISBURSEMENTS AND BALANCES**  
As of December 31, 2018

Department: Budgetary Support to Government Corporations  
Agency: National Electrification Administration  
Operating Unit: N/A  
Organization Code (UACS): 350150000000  
Fund Cluster: 01 - Regular Agency Fund


Authorization: 01 - Current Year Appropriations  
Report Status:

Particulars	UACS CODE	Approved Budget		Budget Utilization					Disbursements					Balances		
		Approved Budgeted Revenue	Adjusted Budgeted Revenue	1st Q. Mar. 31	2nd Q. June 30	3rd Q. Sep.30	4th Q.	Total	1st Q. Mar. 31	2nd Q. June 30	3rd Q. Sep.30	4th Q.	Total	Unutilized Budget	Unpaid Utilizations (10-15) = (17+18)	
1	2	3	5=(3+4)	6	7	8	9	10=6+7+8+9	11	12	13	14	15= 11+12+13+14	16= 5-10	17	18
I. Agency Approved Budget																
Subsidies	1101277															
Operations	3000000000000000	2,435,499,000.00	2,435,499,000.00	486,340,608.00		1,541,212,789.38	398,560,000.00	2,426,113,397.38	62,643,165.01	241,925,165.06	1,423,180,269.38	53,587,639.38	1,781,336,238.83	9,385,602.62	644,777,158.55	
OO : Access to electrification expanded	3100000000000000	2,435,499,000.00	2,435,499,000.00	486,340,608.00		1,541,212,789.38	398,560,000.00	2,426,113,397.38	62,643,165.01	241,925,165.06	1,423,180,269.38	53,587,639.38	1,781,336,238.83	9,385,602.62	644,777,158.55	
NATIONAL RURAL ELECTRIFICATION PROGRAM	3101000000000000	2,435,499,000.00	2,435,499,000.00	486,340,608.00		1,541,212,789.38	398,560,000.00	2,426,113,397.38	62,643,165.01	241,925,165.06	1,423,180,269.38	53,587,639.38	1,781,336,238.83	9,385,602.62	644,777,158.55	
Sitio Electrification Sub-program	3101010000000000	2,435,499,000.00	2,435,499,000.00	486,340,608.00		1,541,212,789.38	398,560,000.00	2,426,113,397.38	62,643,165.01	241,925,165.06	1,423,180,269.38	53,587,639.38	1,781,336,238.83	9,385,602.62	644,777,158.55	
Locally-Funded Project(s)	3101012000000000	2,435,499,000.00	2,435,499,000.00	486,340,608.00		1,541,212,789.38	398,560,000.00	2,426,113,397.38	62,643,165.01	241,925,165.06	1,423,180,269.38	53,587,639.38	1,781,336,238.83	9,385,602.62	644,777,158.55	
Sitio Electrification Project	3101012000010000	1,817,100,000.00	1,817,100,000.00	336,850,608.00		1,480,249,392.00		1,817,100,000.00		215,866,271.39	1,365,936,089.30	53,587,639.38	1,635,390,000.07		181,709,999.93	
MOOE		1,817,100,000.00	1,817,100,000.00	336,850,608.00		1,480,249,392.00		1,817,100,000.00		215,866,271.39	1,365,936,089.30	53,587,639.38	1,635,390,000.07		181,709,999.93	
Barangays Kasanyangan and Rio Hondo, Zamboanga City under the Zamboanga City Roadmap to Recovery and Reconstruction (Z3R)	3101012000030000	49,490,000.00	49,490,000.00	49,490,000.00				49,490,000.00							49,490,000.00	
MOOE		49,490,000.00	49,490,000.00	49,490,000.00				49,490,000.00							49,490,000.00	
Quick Response Fund	3101012000040000	498,560,000.00	498,560,000.00	100,000,000.00			398,560,000.00	498,560,000.00	62,643,165.01	19,458,321.01	8,932,695.10		91,034,181.12		407,525,818.88	
MOOE		498,560,000.00	498,560,000.00	100,000,000.00			398,560,000.00	498,560,000.00	62,643,165.01	19,458,321.01	8,932,695.10		91,034,181.12		407,525,818.88	
Installation of Transformers in Public Schools	3101012000050000	9,000,000.00	9,000,000.00			7,333,969.62		7,333,969.62		6,600,572.66			6,600,572.66	1,666,030.38	733,396.96	
MOOE		9,000,000.00	9,000,000.00			7,333,969.62		7,333,969.62		6,600,572.66			6,600,572.66	1,666,030.38	733,396.96	
Rural Electrification, Kapalong and San Isidro, Davao del Norte	3101012000060000	61,349,000.00	61,349,000.00			53,629,427.76		53,629,427.76			48,311,484.98		48,311,484.98	7,719,572.24	5,317,942.78	
MOOE		61,349,000.00	61,349,000.00			53,629,427.76		53,629,427.76			48,311,484.98		48,311,484.98	7,719,572.24	5,317,942.78	
<b>GRAND TOTAL</b>		<b>2,435,499,000.00</b>	<b>2,435,499,000.00</b>	<b>486,340,608.00</b>		<b>1,541,212,789.38</b>	<b>398,560,000.00</b>	<b>2,426,113,397.38</b>	<b>62,643,165.01</b>	<b>241,925,165.06</b>	<b>1,423,180,269.38</b>	<b>53,587,639.38</b>	<b>1,781,336,238.83</b>	<b>9,385,602.62</b>	<b>644,777,158.55</b>	
PS																
MOOE		2,435,499,000.00	2,435,499,000.00	486,340,608.00		1,541,212,789.38	398,560,000.00	2,426,113,397.38	62,643,165.01	241,925,165.06	1,423,180,269.38	53,587,639.38	1,781,336,238.83	9,385,602.62	644,777,158.55	
Fin Ex																
CO																

Prepared by:  
  
ARSENIA M. SACDALAN  
Acting Manager  
Financial Planning and Control Division

Certified Correct:  
  
MILAGROS A. ROBLES  
Acting Department Manager  
Finance Services

Recommending Approval:  
  
SONIA B. SAN DIEGO  
Deputy Administrator  
Corporate Resources and Financial Services

Approved by:  
  
EDGARDO R. MASONGONG  
Administrator